



WMJ SERIES 50W-80W

WMJ series led wallpacks light collected a thin, new shape with more advanced chip technologies, have a much longer life, high luminous flux and faster heat dissipation. We designed multiple mounting constructions for various mounting request. This series has got patent, and UL/CUL, DLC certifications. suitable for wet locations.

FEATURES

- Housing: ADC12 Aluminum heat sink, outdoor powder coating
- Optical Lens: High light transmittance PC, anti-UV and fire resistant
- LED: LUMILEDS LED 150lm/W CRI>80
- Driver: 100-277V & 347-480V/50-60Hz, PF>0.9, THD<20%
- Operating Temperature -4F to 104F
- Aluminum LED board: High conductive, waterproof, aging resistance, salt mist resistance
- Photocell is optional (Input voltage : 120V AC / 120-277V AC/50-60Hz)
- Make sure the safety and long lifetime
- Warranty: 5 years

PRODUCT NOMENCLATURE

Example: TLWMJ50XYZZ

SES-WP 50-XXXX

WMJ= wallpacks light

Wattage

CCT.

3=3000K

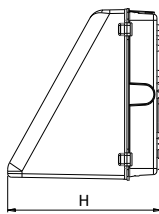
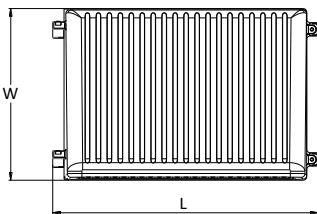
4=4000K

5=5000K

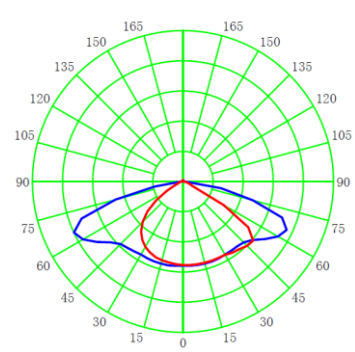
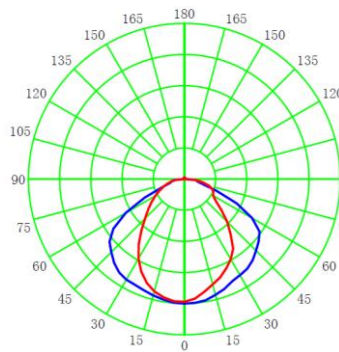
6=5700K

MODEL	DIMENSION L*W*H	CERTIFICATE	VOLTAGE	CURRENT	WATT -8%~+5%	LUMENS 5000K	LIGHT EFFECT	BEAM ANGLE	BUG	Dimming
SES-WP50-XXXX	363.5*235*210 mm 14*9 1/4*8 1/4 inch	UL/CUL /DLC	120-277VAC	0.52A	50W	5500 Lm	120lm/w	140*110° OR 110*90°	B3-U2-G3	N/A
SES-WP80-XXXX		UL/CUL /DLC	120-277VAC	1.0A	80W	8800 Lm	120lm/w	140*110° OR 110*90°	B3-U2-G3	0-10V/PWM

PRODUCT PARAMETER



PHOTOMETRY



PACKAGING INFORMATION**TYPE II****TYPE III**

MODEL	MASTER CARTON SIZE	Q'TY/CTN	WEIGHT(KG)	CUBIC FEET
SES-WP50-XXXX	16x9x10 in	1	6.2 lbs	0.741
SES-WP80-XXXX	16x9x10 in	1	6.8 lbs	0.741

The above parameters are for reference, please refer to IES, DLC, LM79 report for details.