

# LED DECORATIVE TROFFER

DLC 4.2 Premium Version



## Application:



Office



School



Hospital

## Model Number


WSL-TRF-2X2-28W	WSL-TRF-2X4-36W
WSL-TRF-2X2-40W	WSL-TRF-2X4-50W

## Product Features

1. Certification: DLC, ETL/cETL and FCC.
2. 0-10V dimmable driver can be well compatible with most dimmers.
3. Ra>80, Lumen efficacy>125lm/w, DLC premium approved.
4. Flicker free.
5. Lifetime>50000H, 5 years warranty.



# DIMENSION



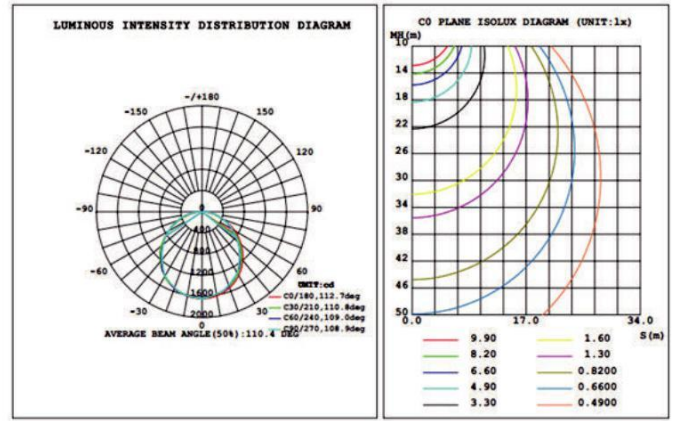
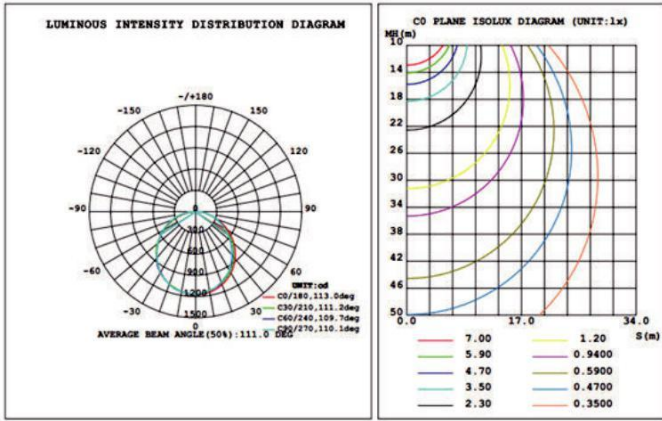
## ORDERING INFORMATION / PERFORMANCE

SIZE	2 X 2		2 X 4	
Power(W)	28	40	36	50
Lumen(lm)	3500	5000	4500	6250
Color Temperature(K)	3500K,4000K,5000K			
Efficacy(lm/w)	>125			
Color Rendering Index(CRI)	Ra≥80			
Beam Angle	110°			
SDCM	<5			
L70 Lifetime(hours)	50000			
Power Factor(W)	≥0.9			
Input Voltage	120-277V			
Dimming	Dimmable(0-10V)			
Storage Temperature	-25°C ~ 55°C			
Operating Temperature	-20°C ~ 40°C			
Type of Light Source	2835			
Type of Diffuser	PC			
Flickering	<30% & Flicker free			
Certification	DLC Premium, FCC, ETL			
IP Grade	IP20			
Warranty	5year limited warranty			

# PHOTOMETRICS

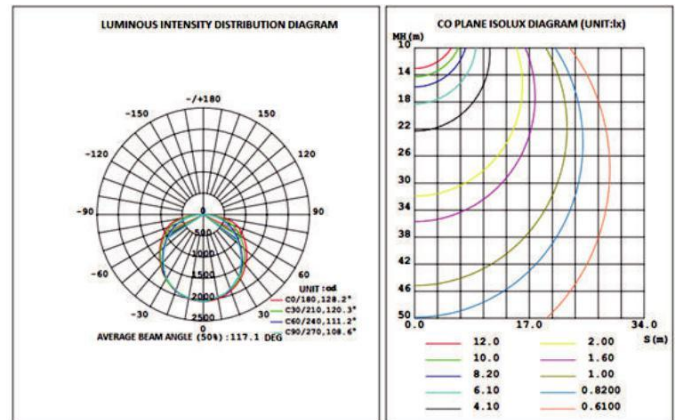
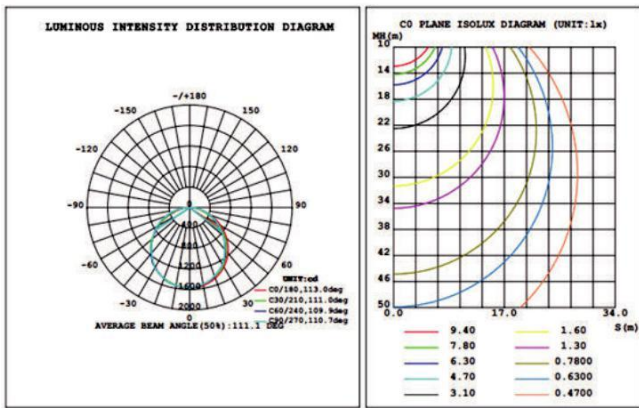
2x2 28W Photometric Data

2x2 40W Photometric Data



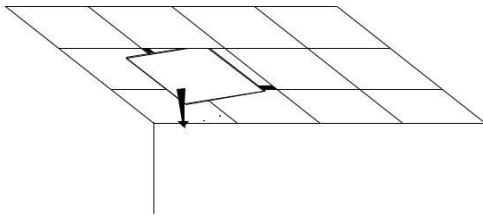
2x4 36W Photometric Data

2x4 50W Photometric Data

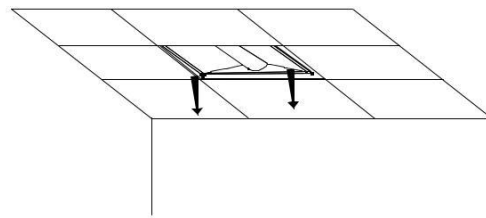
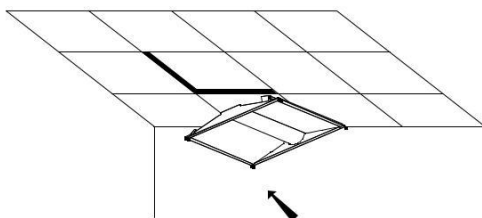


# INSTALLATION

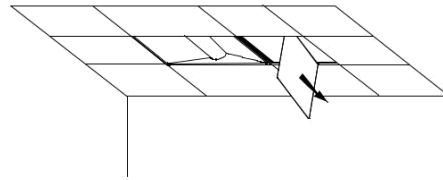
① Remove the ceiling board



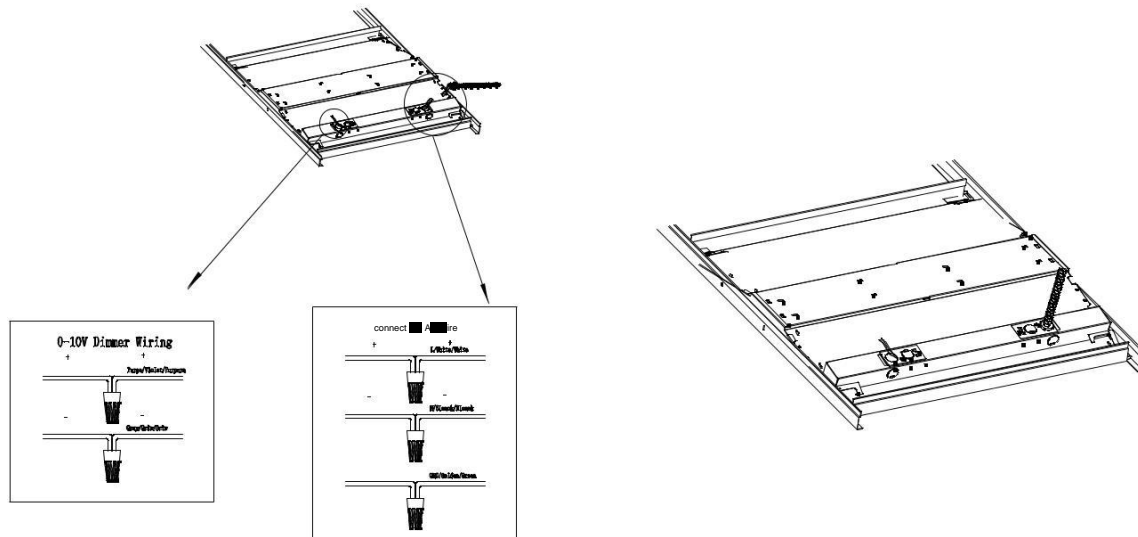
② Insert the troffer into the ceiling



③ Open the ceiling board beside the troffer



④ Wire connection



## WARNING

- The product MUST be installed by professional electrician.
- Please always switch off the power supply before installation.
- Please follow the correct installation steps to install the product.
- Don't use the product under wet location.